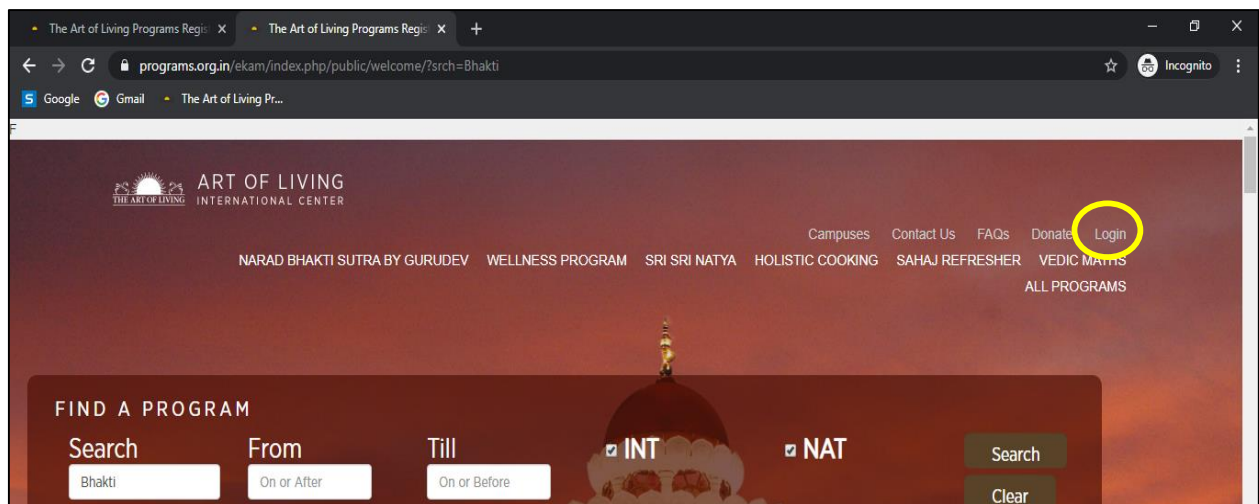


Guidelines for Course Registration

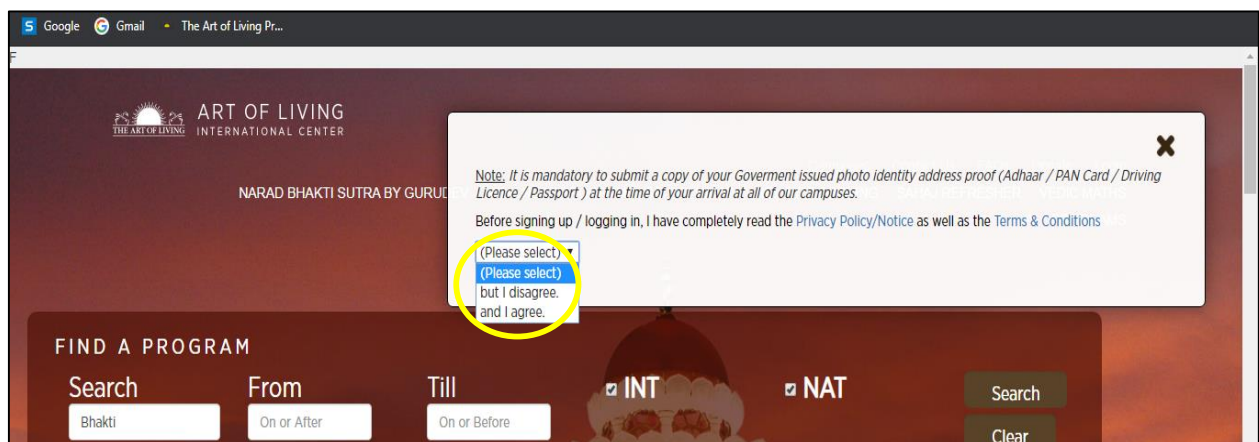
Below are the steps to be followed for the Course Registration

Steps for registration

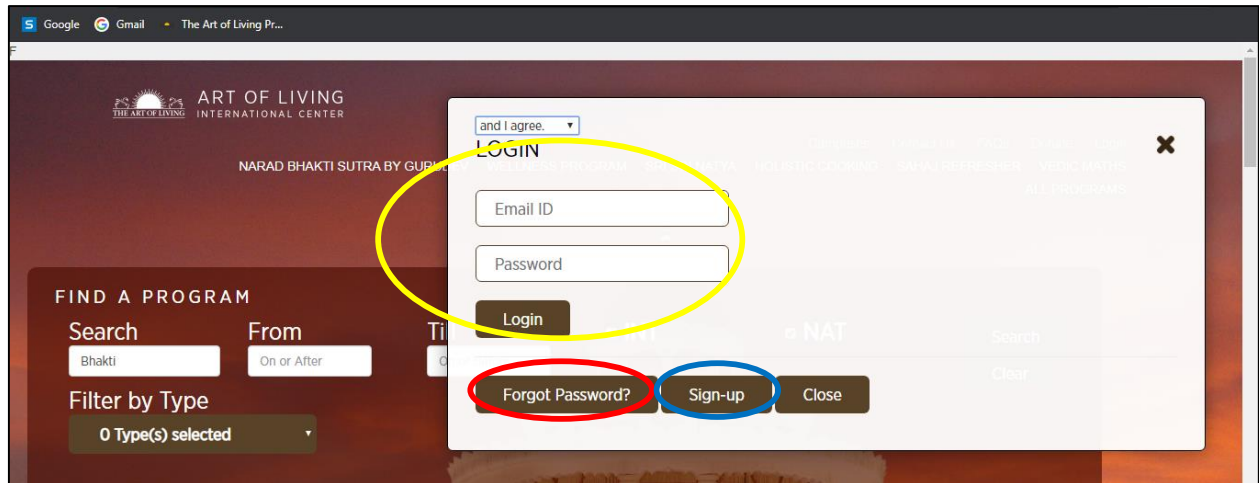
1. Open www.programs.org.in
2. Click "Login" (right top corner).



3. A popup window will open. Click on the drop down menu (Please select). Select **"and I Agree"**.

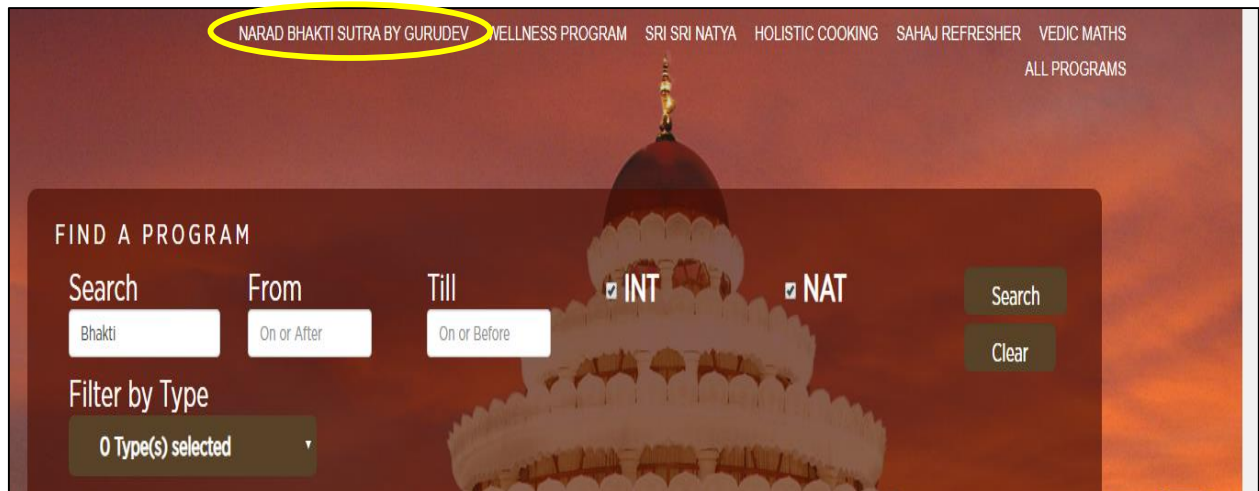


4. A login page will pop-up as shown below. Login using Email ID and Password.



- *If password is forgotten*, use “**Forgot Password**” option to reset your password.
- *If you don't have login ID* use “**Sign Up**” option to create Login ID and refer to “How to Create Login ID” procedure.

5. After logging in, click “**Name of the Program**” you want to register for.



6. On next page choose correct program and click “Register Now”

7. On next similar looking page scroll down and click "**Register Now (Non Residential)**"

Repeating this Program	Allowed
Program ID	5226
Program Type	The Path of Love-NBS
Registration Start	24 May 2020
Registration End	31 May 2020

[Register Now](#)

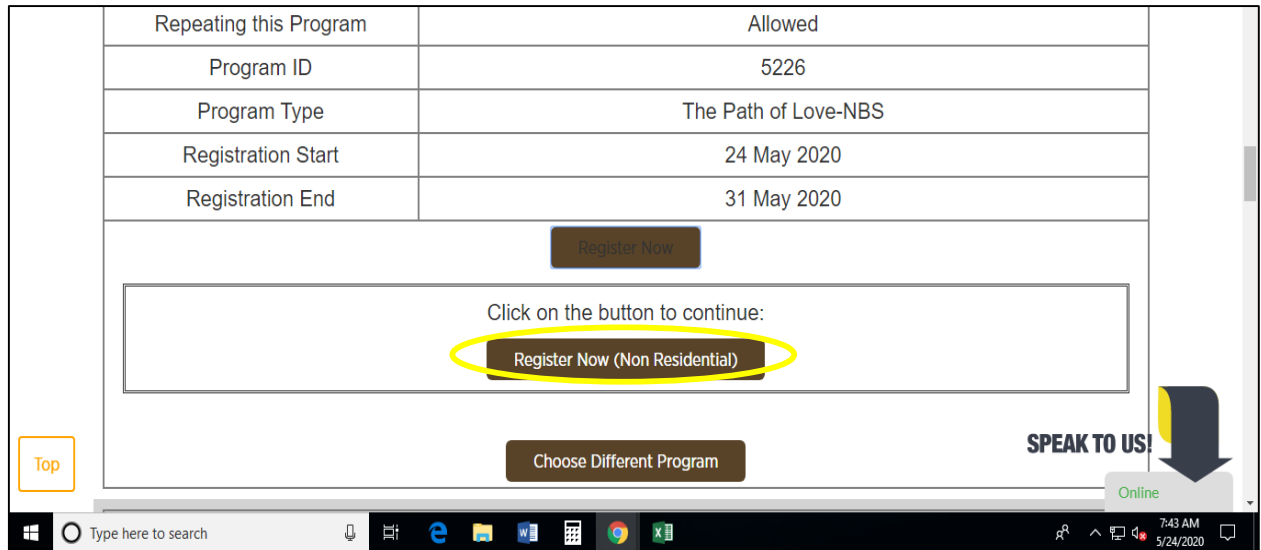
Click on the button to continue:

[Register Now \(Non Residential\)](#)

[Choose Different Program](#)

SPEAK TO US!
[Online](#)

[Top](#)



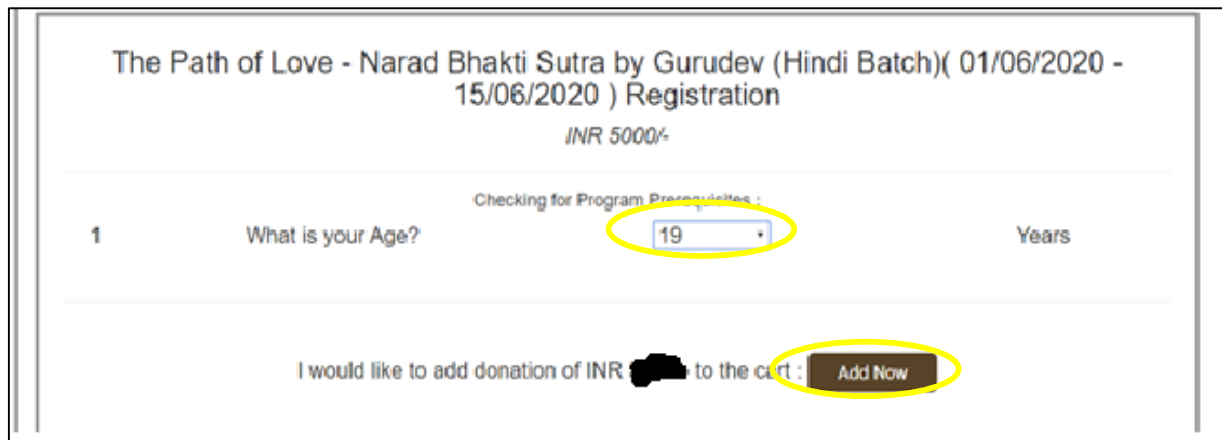
8. Choose your Age. You can see the donation amount now.

The Path of Love - Narad Bhakti Sutra by Gurudev (Hindi Batch)(01/06/2020 - 15/06/2020) Registration
INR 5000/-

Checking for Program Prerequisites :

1 What is your Age? Years

I would like to add donation of INR ████████ to the cart : [Add Now](#)



9. Click "Add Now".

10. On the next page choose payment options and Click **Proceed to Payment**.

Choose Payment Option

I, ankur would like to donate a total of 5000 INR

This donation may be used for the social welfare projects of the organization, preferably for the following purpose:

- Education - General
- Medical Relief - General
- Rural School - General
- Education - Corpus
- Medical Relief - Corpus
- Rural School - Corpus

Preferred Payment Gateway via Debit Card / Credit Card / Netbanking / UPI / BHIM / Freecharge :

Proceed to Payment

Please click above blue button to make the donation.

11. On next page click **Proceed to Payment** again.

Debit / Credit Card Payment

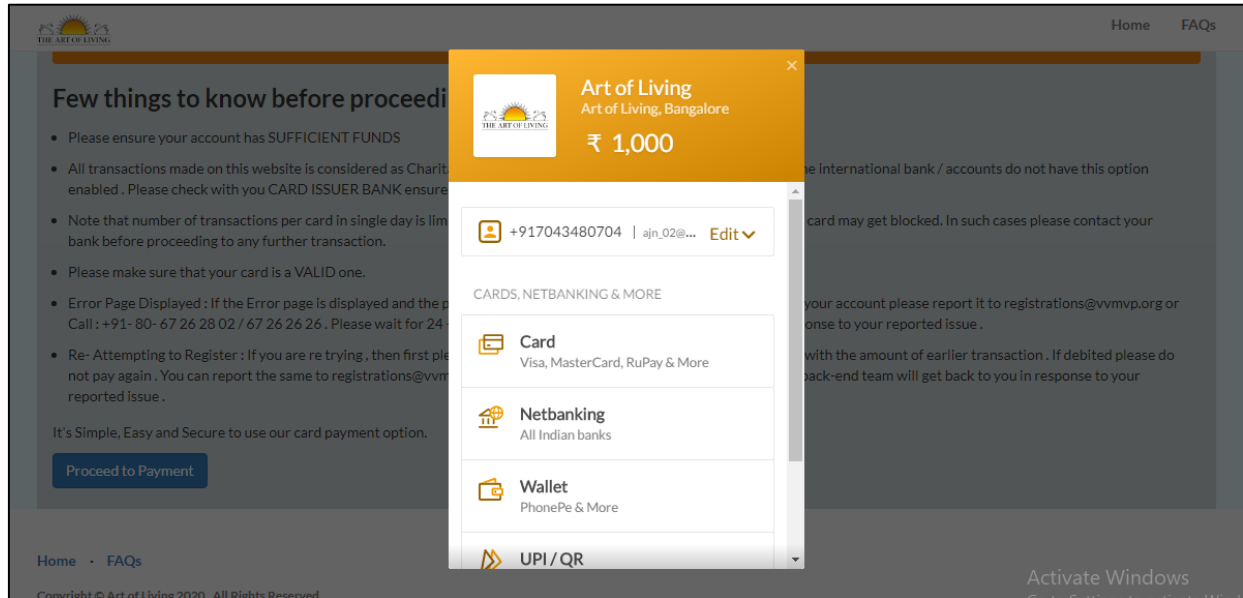
Few things to know before proceeding for Transactions

- Please ensure your account has SUFFICIENT FUNDS
- All transactions made on this website is considered as Charitable Contributions / donations. We have noticed that some international bank / accounts do not have this option enabled . Please check with you CARD ISSUER BANK ensure you can make online contributions for CHARITY .
- Note that number of transactions per card in single day is limited to FIVE. If you made more than 5 attempts then your card may get blocked. In such cases please contact your bank before proceeding to any further transaction.
- Please make sure that your card is a VALID one.
- Error Page Displayed : If the Error page is displayed and the program contribution / donations amount is debited from your account please report it to registrations@vvmvp.org or Call : +91-80- 67 26 28 02 / 67 26 26 26 . Please wait for 24 - 48 Hours ,our back-end team will get back to you in response to your reported issue .
- Re- Attempting to Register: If you are re trying , then first please check whether your bank account is already debited with the amount of earlier transaction . If debited please do not pay again . You can report the same to registrations@vvmvp.org or Call : +91- 80- 67 26 28 02 / 67 26 26 26 . Our back-end team will get back to you in response to your reported issue .

It's Simple, Easy and Secure to use our card payment option.

Proceed to Payment

12. A pop-up window will appear showing various payment options like Card, Netbanking, Wallet, UPI etc. (as shown in below figure)



13. Choose your convenient option and follow the further payment accordingly.

For any assistance please call the number mentioned in the Flyer or SMS.