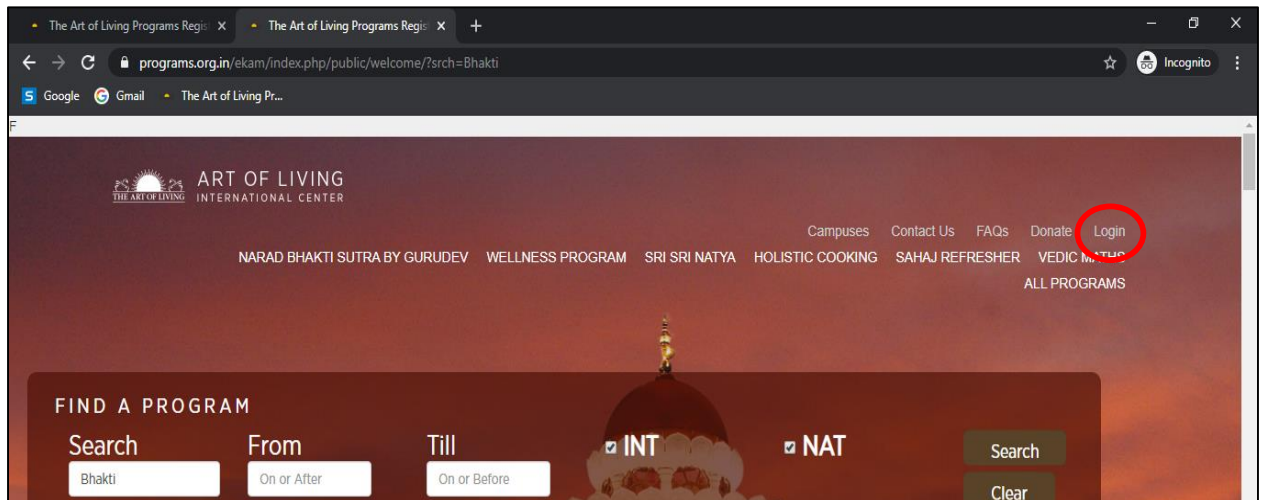


Guidelines for Creating New Login ID

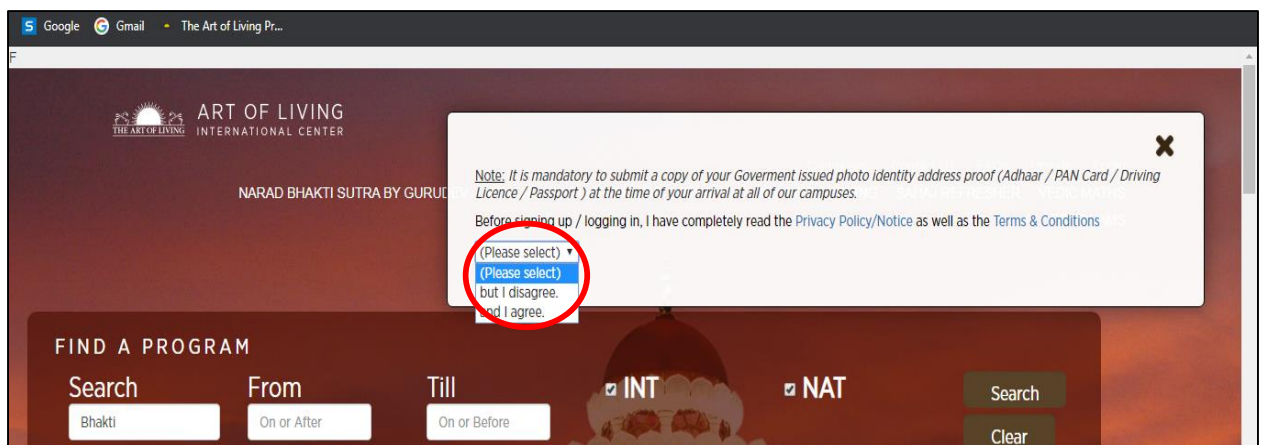
Please follow below steps to create a new Login ID.

Steps to create New Login ID (UID)

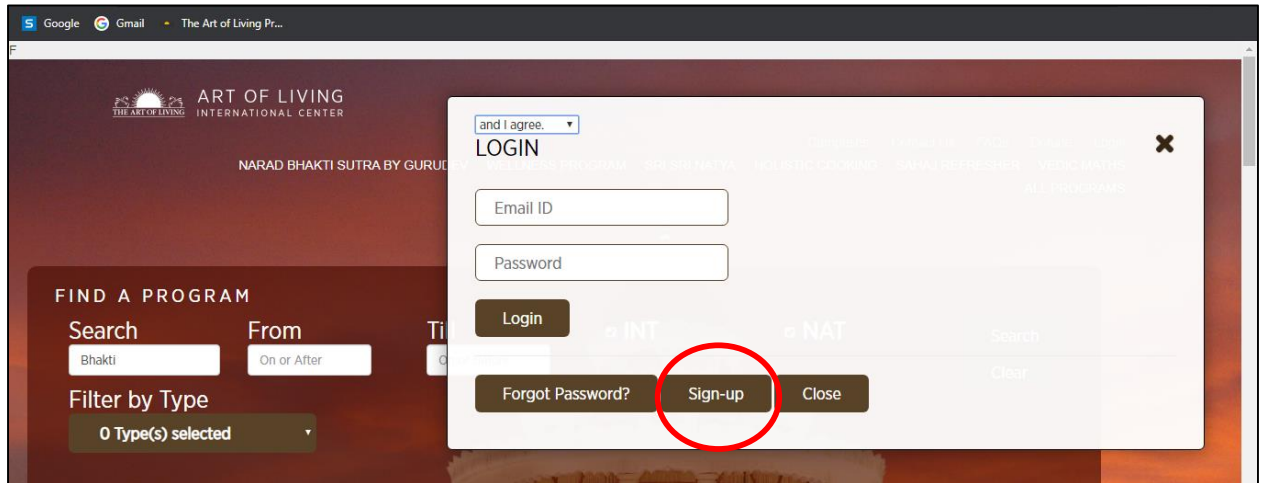
1. Open www.programs.org.in
2. Click "Login" (right top corner).



3. A popup window will open. Click on the drop down menu (Please select). Select **"and I Agree"**.

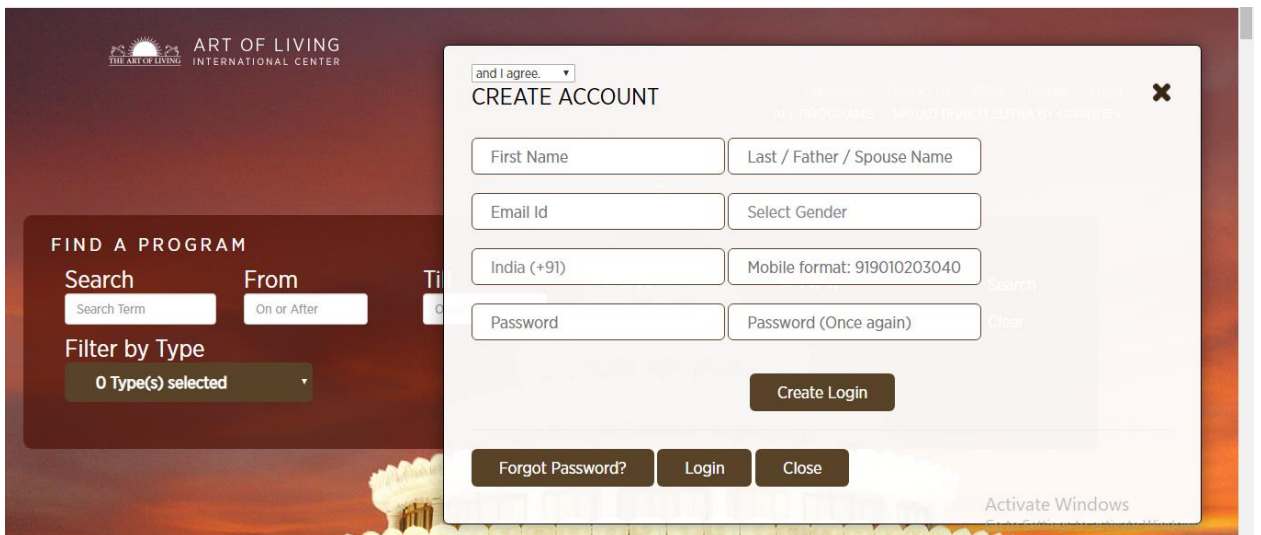


4. You will see the Login page. Click **“Sign-up”**.



The screenshot shows a web browser window with the Art of Living International Center website. A modal window titled "LOGIN" is open, featuring a "and I agree." dropdown menu, "Email ID" and "Password" input fields, a "Login" button, and a "Forgot Password?" link. The "Sign-up" button is circled in red. The background shows a "FIND A PROGRAM" section with search and filter options.

5. The CREATE ACCOUNT page will appear in same window. Please furnish the details like First Name, Last Name, Email, Gender, Country, Mobile no, Password, Password (once again).



The screenshot shows the same website with a modal window titled "CREATE ACCOUNT". It includes input fields for "First Name", "Last / Father / Spouse Name", "Email Id", "Select Gender", "India (+91)", "Mobile format: 919010203040", "Password", and "Password (Once again)". A "Create Login" button is present. The background shows the "FIND A PROGRAM" section.

6. A link will be sent to your email to verify the account. Please check your email to click on the link to verify your account. (also check your spam/bulk folders)
7. On the next page Terms & Conditions page. Check the box 'I agree with.'

8. Once you check the box "I agree with", you can see "**Your account is now confirmed. Now you can log into your account**"
9. Login using email and password.
10. On next page you will be asked to kindly Complete Your Profile. Furnish all mandatory details marked with red "*****". Check the box I Agree. It should show profile completion to 100%.
11. Now you can go to the home page and select your desired program and can follow "**Guidelines for Course Registration**".

For any assistance please call the number mentioned in the Flyer or SMS you received.